

LEGEND:


HARD LANDSCAPE



Concrete with aggregate upstand / seat



Bespoke timber bench to frame/protect planting




Glass balustrade adjacent to the concrete upstand 2m high for wind protection



Locally sourced rocks set in planting, in different sizes




High quality granite paving in 3 different tones



Dotted line, balustrade 1.2m high set in planting to be disguised and wrap around the higher glass balustrade

SOFT LANDSCAPE




Chamomile lawn in the centre as a replacement to traditional lawn, requires very little maintenance




Sedum planting in lightweight soil



Soil mounds in the sedum planting to allow for taller herbaceous and grasses planting



Multi stem tree planting, such as *Eucryphia glutinosa*, *Acer palmatum*. Planted in aluminium raised planter.



Multi stem tree planting, such as *Eucryphia glutinosa*, *Acer palmatum*. Planted in aluminium raised planter.

Project:
Sandyford Central

Client:
Richmond Homes

Bernard Seymour Landscape Architects

Drawing:
DN_1901_0_17
Landscape Plan Level 17

4 Mary's Abbey
Dublin 7

+00 353 1 8747764
info@bslarch.com

Drawn by:
AER/PT

Checked by:
B.S.

Date:
06/2019

Scale:
1:50 @ A1



This drawing is the copyright of the Landscape Architect. Unless otherwise stated all dimensions are in millimetres. Where dimensions are not given, drawings must not be scaled and the matter must be referred to the Landscape Architect. If the drawing includes conflicting details/dimensions the matter must be referred to the Landscape Architect. All dimensions must be checked on site. The Landscape Architect must be informed, by the Contractor, of any discrepancies before work proceeds.